

## SLC Slim Line Series - Integrated Solution

For EN81-20/50 MRL elevators - serial technology

### Contactorless (STO) **SIL3** Safety Integrity Level



#### Features Highlights

- Automatic Rescue Device onboard (with battery charger)
- Automatic double door simultaneous control mode
- Duplex onboard group control (CANbus serial communication)
- Inbuilt arrival annunciator (synthesized voice)
- Dual stage brake power supply



# Integrated solution for elevators up to 1.75m/s

## Application Features

- Supports PM gearless machines
- Audible noise level  $\leq 55$ dB(A)
- Smooth ride performance
- "Direct To Floor" technology
- Standard 16 floors, full collective (full serial connection)
- Rapid commissioning step through sequence
- Anti-rollback without any external load cell (gearless machines)
- Static auto tuning for asynchronous and synchronous machines (without brake opening)
- Flexible programmable I/O's
- Comprehensive trip diagnostics

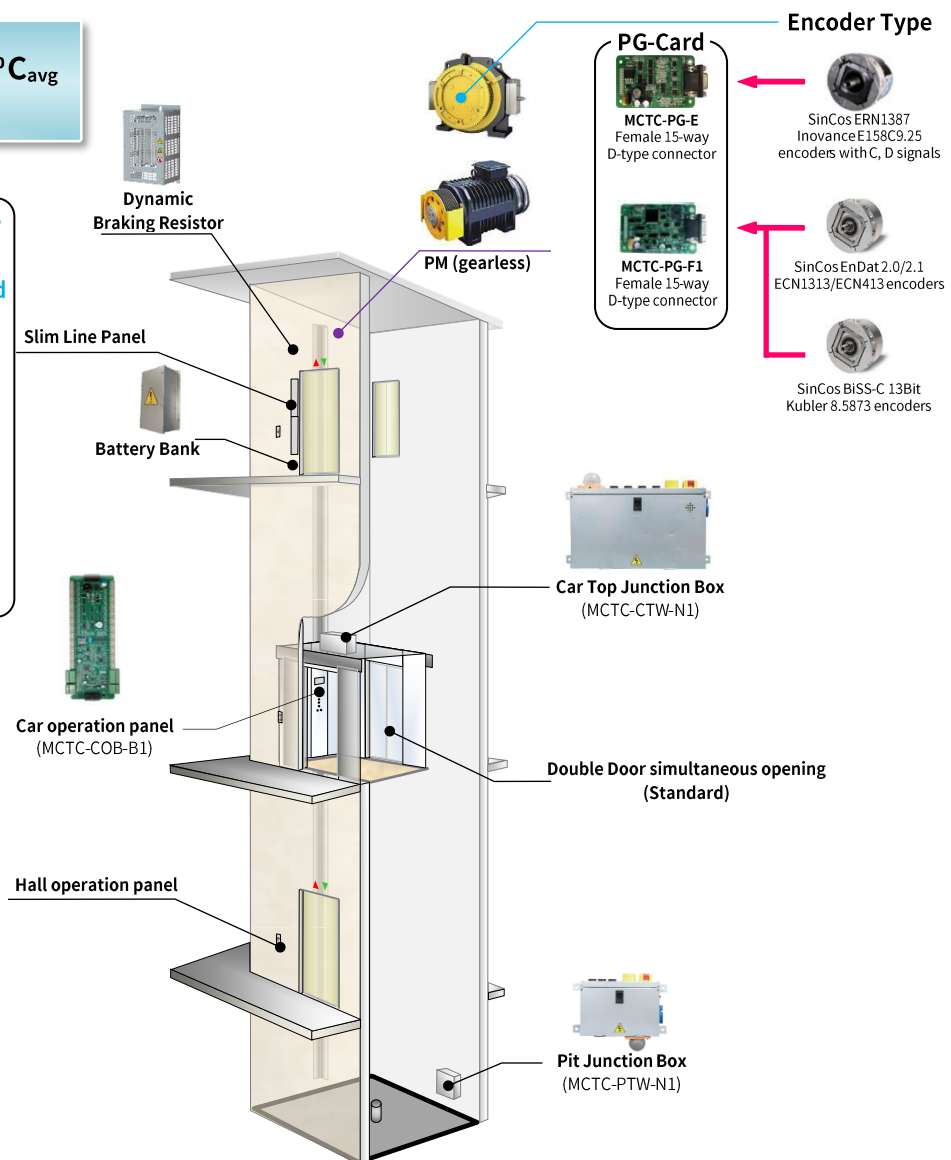
Enhanced reliability with conformal coating, protects against humidity and dust pollution

Operation in high ambient temperatures  $45^{\circ}\text{C}_{\text{avg}}$

**Contactorless SIL3**  
EN81-20/50  
Safety Certified

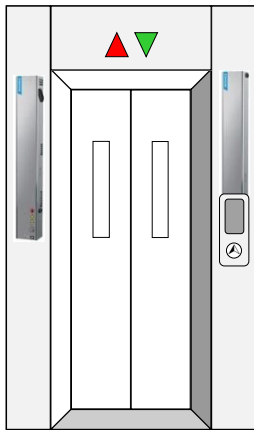


Cert: NL21-400-1002-209-09

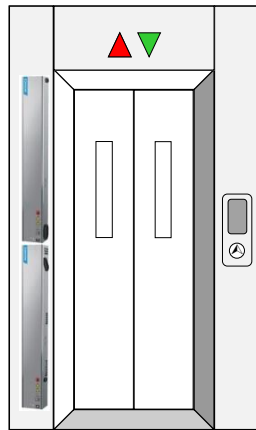


# Installation Orientation & Dimension

## [1] Conceal within door frame

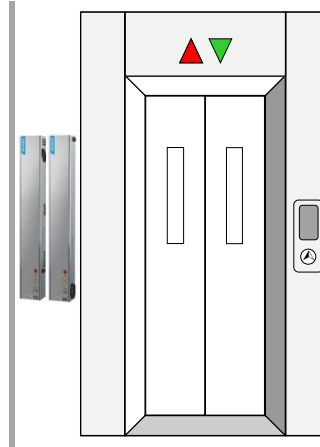


**(1a) Split**  
'D' Panel Left side, 'M' Panel Right side

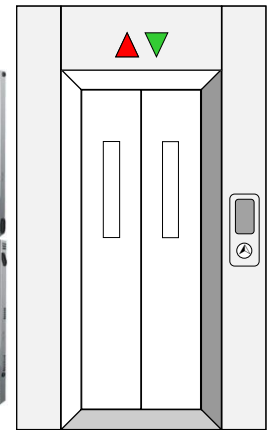


**(1b) Cascading**  
'M' Panel Top, 'D' Panel Bottom

## [2] Conceal/Wall mounting

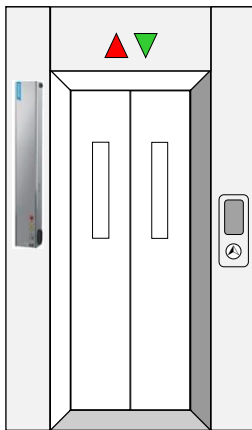


**(2a) Side by Side**  
'D' Panel Left side, 'M' Panel Right side



**(2b) Cascading**  
'M' Panel Top, 'D' Panel Bottom

## [3] Split system



**(3) Split system**  
'M' Panel within door frame




'D' Panel install  
inside lift shaft

## Dimension

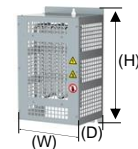
SLC-2S2 (1Ø220Vac) @ 2.2kW

SLC-4T5 (3Ø380Vac) @ 5.5kW



M: Main Operating Panel  
D: Driver Panel

## Dynamic Braking Resistor (Option supply)



483 (H) x 200 (W) x 100 (D)

For SLC-2S2 (1Ø220Vac) @ 2.2kW

- MCTC-DBR2002-3M
- DBR 39Ω @ 1,100W
- Complete with 3m fire resistant cable suitable for installation in lift shaft

For SLC-4T5 (3Ø380Vac) @ 5.5kW

- MCTC-DBR4005-3M
- DBR 100Ω @ 1,600W
- Complete with 3m fire resistant cable suitable for installation in lift shaft

Series	Model	Voltage Class	Rated Power	Output Current	Gross Weight	Recommended DBR
Slim Line Compliance	SLC-2S2	1Ø220Vac	2.2kW	10A	M: 8kg, D: 13kg	39Ω @ 1,100W
	SLC-4T5	3Ø380-480Vac	5.5kW	13A	M: 9kg, D: 15kg	100Ω @ 1,600W

## Accessories



**LED remote keypad  
MDKE6** (with memory)



**MCTC-HCB-G1-INT-VX** (red)



**MCTC-HCB-D634**

### Hardware configuration

- 5 digit high brightness LED display
- hot pluggable with memory for parameter upload/download
- 16 x 24 high contrast dot-matrix LED display
- buzzer audible adjustable range: 35-65 dBA
- 1 audible beep for UP
- 2 audible beeps for DOWN
- direction indicator ≥ 40 mm character height 52 mm
- White LED backlit segment display

### Dimensions [L x W x D], (mm)

: 116 x 76 x 15

: 157 x 65 x 22

: 136 x 72 x 6

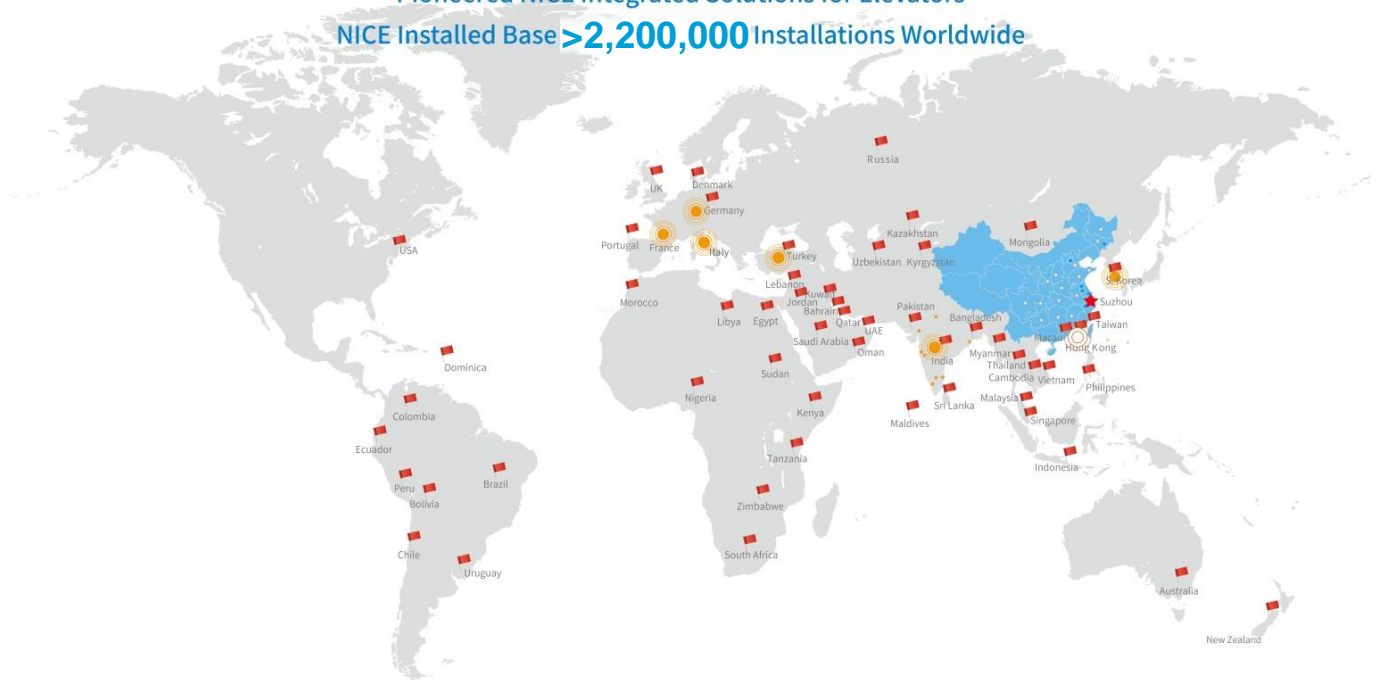
### Function configuration

- Allows rapid commissioning and maintenance via step through sequence (e.g. speed, current, DC-bus voltage, etc.)
- Scrolling arrow & characters
- Hall call input/output
- Fire emergency & Elevator lock input
- Hall lantern output
- Text display

# Monarch

Pioneered NICE Integrated Solutions for Elevators

NICE Installed Base >2,200,000 Installations Worldwide



## NICE Integrated Solution for Elevators

The NICE Series of Integrated Solutions is an innovative approach for OEMs who value fully featured performance at a competitive cost, made possible by the "all-in-one" controller and drive concept. First introduced in 2006 by Monarch, NICE Integrated Solution technology is well proven and its benefits have been recognized by leading elevator OEMs. Combining all the required functionality into a single unit delivers important benefits:

- Compact dimensions for optimized cabinet size
- Single programming interface
- Interface for easy setup and shorter startup time
- High quality ride comfort with time-efficient direct landing
- Enhanced safety during re-leveling with UCM protection



For other country distributors, contact the Hong Kong export office

### International Offices



#### France-Bordeaux

Tel.: +33 (0)5594 01050  
sales.fr@inovance.eu



#### India

**Head Office Chennai**  
Tel.: +91 (0)444380 0201

**Ahmedabad**  
Tel.: +91 (0)794003 4274

**Mumbai**  
Tel.: +91 (0) 22 4971 5883

**New Delhi**  
Tel.: +91 (0) 11 4165 4524

**Sales Network** in Kolkata, Bengaluru, Coimbatore, Hyderabad, Pune, Vadodara

**Email:**  
info.inovaindia@inova-automation.com



#### Hong Kong SAR

### International Export Office

**Tel.: +852 2751 6080**

**info@inovance.eu**

For other country distributors,  
contact the Hong Kong office.

**Inovance Technology Companies**  
Shenzhen Inovance Technology Co., Ltd.  
Suzhou Inovance Technology Co., Ltd.

**INOVANCE**  
www.inovance.eu